

Saga Guidebook

~For Junior High School Students~

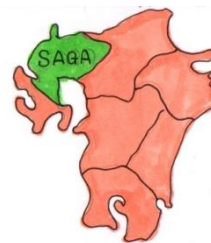


Table of Contents

How to Use This Guidebook ···Welcome to Saga	2
1. Schools in Japan.....	3
(1) Education System.....	3
(2) After Graduation.....	4
(3) Japanese Guidance.....	5
2. Junior High School Calendar (in Saga City)	6
3. School Life	10
(1) Daily Time Schedule.....	10
(2) School Rules	12
(3) Subjects	15
(4) Mid-Term / Final Exams and Grading	16
(5) Club Activities	16
(6) When A Natural Disaster Occurs.....	17
(7) Belongings.....	18
(8)How Much Money Is Required?.....	20
4. After School & Holidays.....	21
(1) Going Out	21
(2) Places to Go or not to Go	21
(3) Electronic Devices (Cell Phone, Personal Computer, etc.)	22
(4) When Riding a Bike.....	22
(5) For Children's Safety	23
(6) Others.....	24
Appendix	25

How to Use This Guidebook …Welcome to Saga

Saga is a quiet and safe city and rich in nature.
Saga provides many political supports and good
environments for raising children, Japanese or international.



- ☆ *Saga Guidebook: For Junior High School Students* is compiled for international students going to junior high school in Saga City, their parents or guardians, and people who are involved with them.
- ☆ The guidebook shows the educational system, student life, and events at schools in Japan, quite different from those in your home country.
- ☆ The schedule, school life, and events shown in this guidebook are generally common at the junior high schools in Saga City, but they may be different in other cities. Even in Saga City, each school has different programs. Therefore, you should contact your school for specific and detailed information.
- ☆ Children who do not understand Japanese can take special Japanese classes at school. You should ask your teacher for more detailed information.
- ☆ A Japanese version of this guidebook is also available. You can download both Japanese and English versions at the following homepages:
 - Saga Prefecture International Relations Association
<https://www.spira.or.jp/work/guide-a-living/>
 - Saga City International Relations Association
<https://www.city.saga.lg.jp/>
 - "CASTANETs," an organization for Japanese learning support in Saga
<https://castanetnihongo.jimdofree.com/>

We hope your children will get used to Japanese schools and will be able to spend a happy life in Japan.

1. Schools in Japan

...School starts in April and ends in March in Japan.

(1) Education System

Entrance exams are needed to enter schools which are higher than junior high school.

Elementary and Junior high school education is “**compulsory**.” All Japanese children must go to school. Children who have a foreign nationality can enter public elementary, junior and high schools without taking entrance exams. No tuition is needed in public schools.

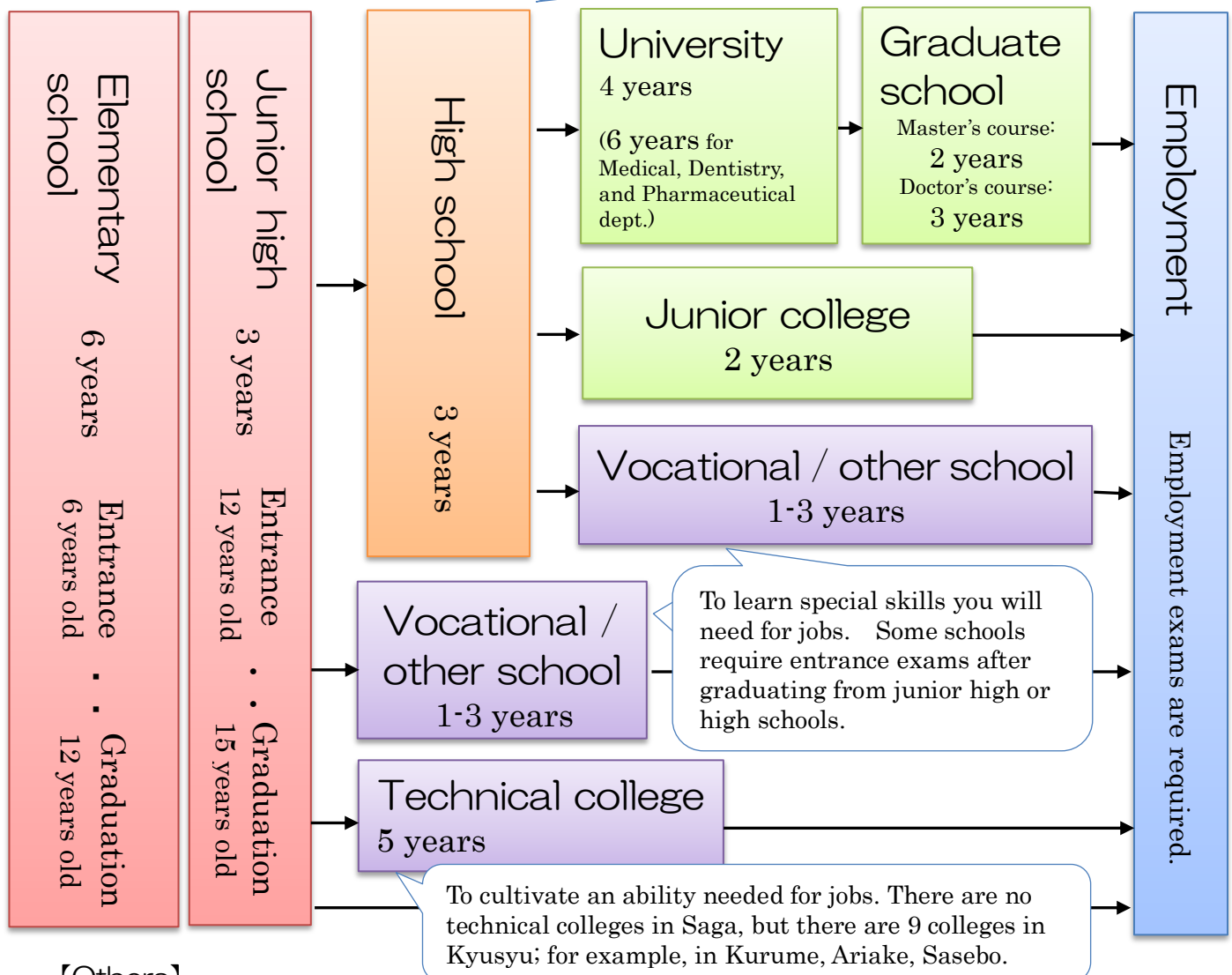
Taking Entrance exams is required to enter or transfer to national, prefectural, private schools.

High school

There are prefectural and private high schools. High school has special courses, such as general, technical, commercial, agricultural, nursing, and integrated. Entrance exams for each course are required.

University/ Graduate school

There are national, public, and private university to study highly academic knowledge.



【Others】

- ※ Children with disabilities can take special education according to their level of disability at special support schools, or in special support classes in some elementary and junior high schools.
- ※ There are three types of high school: ordinary full-time (classes in the daytime), part-time (classes in the evening, for 3-4 years), and correspondence school (study at your house with reports and go to school on predefined days, for 4 years).

(2) After Graduation

① Future Path After Graduation



1) High Schools

There are both public and private high schools.

High schools have several courses: general course, industrial course, commercial course, agricultural course, nursing course, integral course. Each school or course requires entrance exams.

2) Technical Colleges

They are national schools for training technical skills for jobs. Since there is no technical college in Saga, students apply to National Institute of Technology, Kurume College or National Institute of Technology, Akira College in Fukuoka Prefecture or National Institute of Technology, Sasebo College in Nagasaki Prefecture.

3) Others

Some apply to vocational schools or other schools to learn skills, and others start working.

② Entrance Exams

合格



1) Date

Public schools and private schools set exams on a different date. Students can take exams for both public and private schools. Students can only apply to one prefecture school and they have to enter it if they pass the exams.

2) Fees

- You have to pay a fee to take entrance exams for each school.
- You have to pay a deposit for enrollment if you pass the exams for private schools (non-refundable).
- You have to pay an enrollment fee when you go through the enrollment process for private schools.

3) Subjects

- The exams cover five subjects. (Japanese, Math, Science, Social Studies, and English).
- Junior high school sends an evaluation sheet of each student's school life and their academic records as one of the required applications.
- Prefecture schools and some private school hold an interview.

Q&A

Q : Are there special entrance exams for international students or students who have returned from abroad?

A : There are special exams for children who came to Japan when they were fourth grader or over.

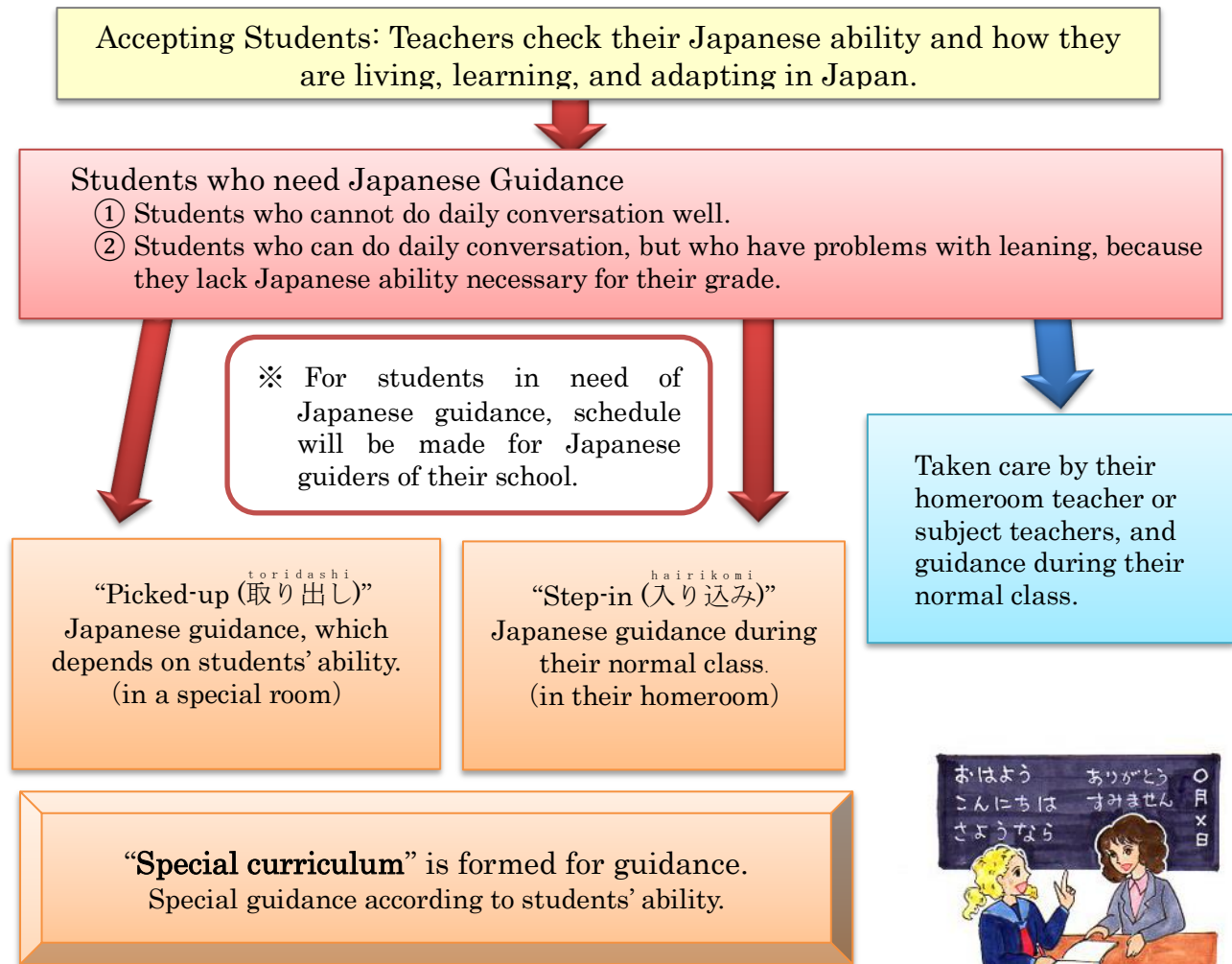
- The exams cover three subjects: Japanese, Math, and English.
- Japanese syllabaries are added to the Chinese characters in the exams.
- The test time may be extended for international students.
(Japanese: 25 minutes, Math and English; 15 minutes)

※Check the “New High School Student Selection Implementation Guideline of Saga Prefectural” announced every year.

(3) Japanese Guidance

Students who cannot speak Japanese are provided with “Lessons of Japanese Guidance” privately at their school. They offer Japanese lessons for students to adapt to school life in Japan or teach subjects they are not good at. Students or parents who are not good at Japanese may ask for a translator in their mother language. Please ask teachers at your school.

The Procedure of Japanese Guidance at Schools:



※ Teachers who guide or support Japanese learning...

1. Japanese Guiders

There are teachers who specialize in teaching Japanese in the Japanese center school. They support students learning each subject.

2. Part-Time Japanese Teachers, Supporters for Children Learning Japanese

(Sent by Saga Prefecture Education Committee, Saga Prefecture International Relations Association)

They teach introductory levels of Japanese.

They come at an appointed time to provide private Japanese lessons.

3. Translators for Children, Mental Supporters




(Sent by Saga Prefecture International Relations Association)




They provide mental care for children, or come while parents are meeting with schoolteachers.

2. Junior High School Calendar (in Saga City)

☆Specific dates differ from school to school. (Some Schools have a two-semester system)

Major events are highlighted in **bold**.

School Term	Events for children	Events requiring parents' attendance	Events for parents
First Trimester	<ul style="list-style-type: none"> • First Trimester Opening Ceremony [April 6] • Medical Test (Physical Check-Up, Vision Test, Hearing Test, Urine Test, Internal Medical Check-Up, Ears and Nose, Eyes, and Dentistry Test) • Orientation for 1st graders [1st graders only] <div data-bbox="411 936 719 1077"> <p>Learn about school rules and club activities.</p> </div> <ul style="list-style-type: none"> • General Meeting of the Student Council • Sketching Day • Educational Counseling <div data-bbox="533 1350 727 1512">  </div> <ul style="list-style-type: none"> • Final Exam • Saga City / Saga Prefecture Junior-High School Sports Competition • First Trimester Closing Ceremony [July 20] 	<ul style="list-style-type: none"> • Entrance Ceremony [1st graders' parents only] <div data-bbox="906 566 1098 768">  </div> <ul style="list-style-type: none"> • Class Visiting Day • Sports Day [held in the second trimester in some schools] • Open School Day [School is open to the public] • High School Orientation for 3rd graders [3rd graders' parents only] 	<ul style="list-style-type: none"> • Class Meeting • Parent-Teacher Association(PTA) Conference • PTA Activities • Home Visit <div data-bbox="1254 952 1501 1146">  </div> <div data-bbox="1241 1155 1501 1377"> <p>The teacher visits children's home to talk about your children.</p> </div>
Summer Vacation [July 21– August 31]	<ul style="list-style-type: none"> • Work Place Experience [Mainly for 2nd graders] 	<ul style="list-style-type: none"> • Open Campus for High School [3rd graders only] 	<ul style="list-style-type: none"> • Parent-Teacher-Student Meeting/ Parent-Teacher Meeting

School Term	Events for children	Events requiring parents' attendance	Events for parents
Second Trimester	<ul style="list-style-type: none"> • Second Trimester Opening Ceremony [September 1] • School Trip [held in the first trimester in some schools] • Mid-Term Exam • Student Council Presidential Election • Career Counseling [3rd graders] • Education Counseling [1st & 2nd graders] • Final Exam • Achievement Test • Second Trimester Closing Ceremony [December 24] 	<ul style="list-style-type: none"> • Music Festival • Open School Day • Cultural Festival • Chorus Contest 	<ul style="list-style-type: none"> • PTA Activities • Class Meeting • Parent-Teacher-Student Meeting/ Parent-Teacher Meeting [3rd graders only] 
Winter Vacation [December 25–January 7]			
Third Trimester	<ul style="list-style-type: none"> • Third Trimester Opening Ceremony [January 8] • Final Exam • High School Entrance Exam [3rd graders only] • Yearly Completion Ceremony [March 24] 	<ul style="list-style-type: none"> • Class Visiting Day • Graduation Ceremony [3rd graders' parents only] 	<ul style="list-style-type: none"> • PTA Activities • Class Meeting
Spring Vacation [March 25–April 5]			

nyūgaku-shiki sotsugyō-shiki

入学式・卒業式

Entrance Ceremony & Graduation Ceremony



Entrance and Graduation Ceremonies are the most important events to celebrate students entering or leaving school.

On the day of the Entrance Ceremony, school explains students' school life and some school collects money for textbooks.

Most parents attend these ceremonies.

shūgaku-ryokō

修学旅行

School Trip

On this day, 1st and 2nd graders take a day trip to go outside of the school by bus.

3rd graders study and experience for two to three days.

chū-tai-ren

中体連

Junior-High School Sports Competition

Students in a sport club will have a competition with students of other schools. Parents can go and watch.

taiiku-taikai

体育大会

Sports Day

Students play sports for a day. Parents are expected to watch and cheer them up.

You will enjoy eating lunch ("obento") with your children at the designated area in the schoolyard or the gym.



bunka-happyōkai

文化発表会

Music Festival

Each class, grades, cultural club, and student council perform or exhibit what they have practiced and prepared for days.

gasshō-kōkūrū

合唱コンクール

Chorus Contest



Students sing songs with other members of the class. It is a class match.

seito-sōkai

生徒総会 Student Council: All students discuss how to improve their school life.

seito-kaicho-senkyo

生徒会長選挙 Student Council Presidential Election :

Students elect their leaders.

shintai-sokutei
身体測定

Physical Check-Up

At the beginning of the first trimester, students' height and weight are measured to see if they are growing properly. School doctors also check their vision and hearing.



naika-kenshin jibika-kenshin ganka-kenshin shika-kenshin
内科検診・耳鼻科検診・眼科検診・歯科検診

Internal Medical Check-Up

• Ears and Nose, Eyes,
and Dentistry Check-Up:

Doctors examine students' health at school in the first trimester.



nyō-kensa

尿検査

Urine Test

Urines are examined to check students' health condition.

The day before the test day, school gives students a kit for collecting urine.

Students have to bring the kit containing urine and turn it in to their teacher in the morning



Students should wear **gym suits** at Physical Exams and Internal Medical Check-up.



kyōiku-sōdan

教育相談

Education Counseling

Students can ask teachers if they have worries or troubles about study or school life.

gakkyu-kondan sansha nisha-mendan
学級懇談、三者・二者面談

Class Meeting, Parent-Teacher-Student Meeting/ Parent-Teacher Meeting

In Class meetings, teachers and parents talk about students' life at school and home.

In **Parent-Teacher-Student meetings**, parents, teachers, and students talk about students' future, etc.

In **Parent-Teacher meetings**, parents and teachers talk about students' life at school and their future.



jūgyō-sankan

授業参観

Parents' Class Visiting Day




Parents can watch how their child is doing in class. The school will announce the date and time for your visit.

On "Open School Days," anyone, not restricted to parents, can visit school to watch classes.



3. School Life

(1) Daily Time Schedule

8 : 10	Go to School
8 : 15	Homeroom Meeting, Reading
8 : 40	1 st Period (fifty minutes)
	2 nd Period
	3 rd Period
	4 th Period
	
	School Lunch / Lunch Brake (forty minutes) (Students will have lunch in the classroom. Then, they can spend time freely, like playing in the schoolyard or reading books in the library.)
	5 th Period
	6 th Period
	
	Cleaning
16 : 00	Homeroom Meeting
	
	Club Activities (Finish around 17:10-18:40)
	<div style="border: 1px solid orange; padding: 5px; display: inline-block;"> Change in season </div>
	Go Back Home

Students walk to school. They can use a bike, if permitted. Bike riders must wear a helmet.

One class is 50 minutes long. There is a ten-minute break between classes. Students will have a different teacher for each subject. They may not have a their homeroom meeting every day. If you want to talk to a teacher, use the time before or after the Homeroom Meeting.

“School Lunch” is considered an educational part of the school life. Students eat lunch brought from home. Milk is provided with everyone (a milk fee is paid by parents). If they have any food they can’t eat because of allergies or religion, tell the homeroom teacher beforehand.

* Though you should ask beforehand, some schools offer lunch at the price around 250 yen. (Doesn’t have certification for Halal.)

“Cleaning” is also an important part of educational activities in Japanese schools. Students clean the classroom, hallways, restrooms, and schoolyard every day.

Each school has different schedules and rules.
If parnts have any questions, ask the school or
the homeroom teacher.

_____ junior high school

TEL _____

Teacher's name _____

Parents have to contact the school by phone by 8 o'clock a.m., when children
are absent, late, or leaving the school earlier.



☎ 【Example】

“Moshimoshi...1-nen 1-kumi no [name]no haha desu.

Kyō wa netsu ga aru node oyasumi shimasu.”

(Hello. This is the mother of [child's name] in the class 1-1.

He/she will be absent today, because he/she has a fever.)

※ Some school have rules which expect parents to write a note in the student
handbook if students have to go to school late or leave school earlier.

Q&A

Q : In case your child feels sick or gets injured at school:

A : The school nurse examines the child in the infirmary. If he/she needs to leave school
earlier, your homeroom teacher calls you. You should come to school to pick him/her
up, if you can. You should tell your homeroom teacher your daytime phone number in
advance. If you cannot come to school, he/she is allowed to go back home alone with your
permission. In that case, don't forget to call school when your child comes back home.

Q&A

Q : Are there any classes on weekends and holidays?

A : Basically, there is no class on weekends and holidays, but **there are Saturday classes five
times in a year** in Saga City. Some special events are held on Sunday or holidays.
Please pay attention to **the school notice**.

(2) School Rules

① School designated belongings

Students must use belongings specified by your school.

- Uniform
- School Bag
- Gym Suit
- Winter Clothes: Black or Navy Blue sweater which must not be seen from outside
- White Shoes (called “Up Shoes”)
- Second Bag
- Training Wear
- Gym Shoes
- Sports Cap
- Indoor Slippers
- Swimming Suit

Jacket, Cardigan, Sweater, or High-Necked sweater is basically not allowed to wear.

② Several Rules

- Go to school every day. Don't skip school.
- Follow the traffic rules.
- Don't bring to school things not needed for studying (cell phones, snacks, portable game machines, etc.).
- Wear indoor slippers in a school building.
- Follow the school guideline for hairstyle.
- Don't put on earrings or makeup.
- Don't stop by on the way home and to school.
- Don't post any messages or upload photos or movies immorally on Twitter, Facebook, or YouTube.

Contact your teacher at once in the following cases:

- ▶ When you change your phone number or address.
- ▶ When you change your workplace or emergency contacts.
- ▶ When you have decided to go back to your country.

③ Student Handbook (Student ID)

Junior-high school students will have their own student handbook of their school. It also works as their ID.

A student handbook shows several kind of information, including the student's school name, a certification of being a student of the school, student's home address and his/her name, and rules of the school. Students must carry their own student handbook not only when they go to school, but also when they go out.



④ Ride a bike to school

Students who want to use a bike to school should get permission from the school.

Turn in the paperwork to your homeroom teacher if your child wishes to ride a bike to commute to school. Each school has its own criteria for giving permission, so ask your homeroom teacher if you know about the criteria. Follow the following rules for riding a bike to school.

- Use a school helmet.
- Use a bike which ---
 - has side reflectors.
 - has a fixed key.
 - has a carrier in the back.
 - has a headlight (an auto light is preferable).
 - has a double side stand, including a center stand.
 - has no customized handles or isn't a mini-cycle bike.
- Use a raincoat when it rains. Using an umbrella is prohibited.



bike



helmet



raincoat

When students have trouble

When students have trouble with school life...

① Ask students' homeroom teacher.

The homeroom teacher always thinks about their students. When students have something they don't understand, or something to talk about, they should ask their homeroom teacher first.

They are usually in a teacher's room in the morning, during a break, or after school. If parents want to talk with the teacher, they can call them or go to school after making an appointment to meet.



② Talk with a school counselor.

When students have trouble getting along with their classmates, or keeping up with the lessons, they can talk with a school counselor.

A school counselor comes to school on a fixed date. The homeroom teacher will make a reservation if a student asks him / her to come.





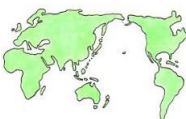

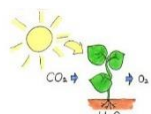


※ When students cannot speak Japanese very well,

Saga Prefecture International Relations Association can send you a translator at your request. Call them for their support.

TEL: 0952-25-7921

(3) Subjects

1 class is fifty-minutes long

kokugo 国語 Japanese 	ongaku 音楽 Music 
sūgaku 数学 Mathematics 	hoken-taiiku 保健体育 P.E. (Physical education and Health education) 
shakai 社会 Social studies 	bijutsu 美術 Arts & Crafts 
rika 理科 Science 	gijutsu katei 技術・家庭 Industrial Arts & Home economics 
gaikokugo eigo 外国語 [英語] Foreign language [English] 	
sōgōteki-na-gakushū-no-jikan 総合的な学習の時間 Integrated studies Try to solve social problems, and work on topics of your own interest, concern and theme.	
dōtoku 道徳 Moral education Learn the way of life as a person.	
tokubetsu-katsudō 特別活動 Special Activities (committee, class, and club activities) Talk and work to make the school and the class better.	

○ Subject Teachers

Students have a different teacher for each subject. Students may not have a class by their homeroom teacher every day.

Teachers are usually in a teacher's room when they don't have their classes.

○ Change Class Rooms (Lesson in a special room)

Students will take lessons of some subjects in a special room, not in their homeroom. (e.g. Science Room, Arts Room, Music Room, Industrial Arts Room, Home Economics Room, Multiple Purpose Room, Gym, etc.)

Students should go to a special room with studying materials and wait for a teacher to come.

(4) Mid-Term / Final Exams and Grading

Exams and Grading

- There are four regular exams in a year.

These exams are held to see if students understand what they have learned in a month or two. The exam of each subject is 50 minutes long.

For two-three days, all the students take the exams in their class. They take exams of two-three subjects in the same days.

There are other special exams such as Achievement Test.

- The range of grading is 5, 4, 3, 2, 1 (5 shows “excellent”).

The grading of students’ achievement is decided by several factors including the scores of mid-term and final exams, the scores of achievement tests, reports (homework), attendance, and studying behavior.

The scores of mid-term and final exams, and reports are the most important factors. Make sure not to forget to turn in the homework.

At the end of each term, an evaluation sheet will be provided with each student.

Materials submitted

Teachers of each subject assign homework to students.

Students must hand in a paper or a work to the teachers by the due date.

Homework and other materials submitted to teachers are important factors for grading.



(5) Club Activities

A club activity is part of the education program school teachers or instructors offer in the local area coach after school. Joining the club is not mandatory. Decide on a club by observing or trying club activities before joining a club. Parents may have to buy goods or wears, and pay a membership fee for the club.

<Club Activities> Some schools don't have all the following clubs.

● Sports Clubs

Baseball, Volleyball, Basketball, Soft tennis, Track and Field, Ping Pong, Soccer, Rhythmic Gymnastics, Gymnastics, Softball, etc.

● Cultural Clubs

Wind instrument, Chorus, Arts, Chemistry, Biology, Calligraphy, etc.

(6) When A Natural Disaster Occurs

When natural disasters such as typhoon, heavy rain, heavy snow, strong wind, or earthquake, occur, or are about to happen, school can be canceled, delayed, or ended earlier.

When a warning of such disasters is issued during the classes, school can make students go home.

You can see the announcement on TV (e.g. NHK Saga or Saga TV) of “school closing or delaying its start” because of a typhoon or heavy snow in the morning around 7 am.

In Saga City, if you sign up for Saga City Disaster Prevention Integrated System, “^{Sagan-mail}さがんメール” you can get e-mail information on cancelation or delaying of school.



^{Sagan-mail}
さがんメール

Service in Saga City, through which you can get the important new emergency alert, announcements on disaster or its prevention, and announcements from public elementary and junior high schools in the city.

You need to sign up to use the service. Ask teachers if you have questions.

※ Check the route to get to school with your child.

Children may have to go home in heavy rain or snow. Parents should know “which route your child takes to school” and “how long it will take to go to or go back from school”. It is always important to avoid traffic accidents.

You should also check if there are any roads where your child should walk carefully or dangerous places which have heavy traffic.

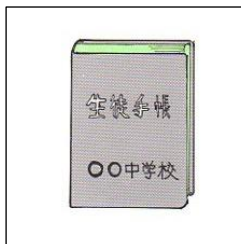
Q&A

Q : What are “^{shusseki-teishi}出席停止(しゅっせきていし)” and “^{gakkyu-heisa}学級閉鎖(がっきゅうへいさ)”?

A : Children who have got certain diseases, such as influenza, measles, must not go to school while they are still infectious. It is called “^{shusseki-teishi}出席停止(No school Attendance).” When there are many children who have got influenza in a class, the whole children in the class must not go to school. It is called “^{gakkyu-heisa}学級閉鎖(No Class).”

(7) Belongings

☆Write the name on all the belongings.



seito-techō
○生徒手帳
Student Handbook



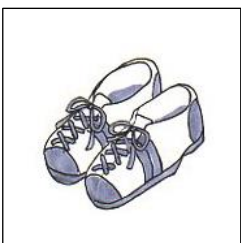
tsūgakuyō-baggu
○通学用バッグ
School Bag



sekando-baggu
○セカンドバッグ
Second Bag




surippa
○スリッパ
Indoor Slippers




taikukan shūzu
○体育館シューズ
Gym Shoes



taisō fuku jya-ji taikuyouboush
○体操服、ジャージ、体育用帽子
Gym Suit Training Wear Gym Cap



bunbōgu
○文房具
Stationery



aruto-rikōdā
○アルトリコーダー
Alto Recorder




mizugi bōshi gō-guru basutaoru
水着、ぼうし、ゴーグル、バスタオル
Swimming Suit, Cap, Goggles, Bath Towel


mizugi-setto
○水着セット
Swimming Set



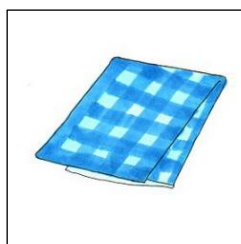
mouhitsu-setto
○毛筆セット
Calligraphy Tools



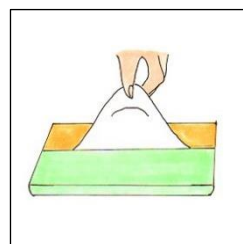
saihō-dōgu
○裁縫道具
Sewing Set



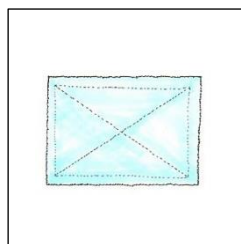
bijutsuyō-dezain-setto
○美術用デザインセット
Painting Set



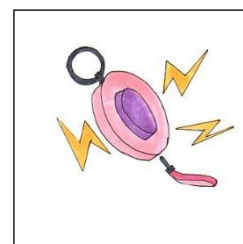
hankachi
○ハンカチ
Handkerchief



tisshu
○ティッシュ
Tissue



zōkin
○ぞうきん
Cleaning Cloth



bōhan-buzā
○防犯ブザー
Security Buzzer

○ School Uniform (Guideline)



※ For further detail for hairstyle guideline, ask the school teacher.

(8) How Much Money Is Required?

Since Junior high school education is compulsory, no tuition is needed and textbooks are provided free of charge, but some other fees should be paid.

*** The prices are average in 2018. The prices are subject to change.**

① School Uniforms ※You can buy at stores.

- | | | |
|------------------|----------------|------------------|
| • Girl's Uniform | Winter Clothes | about 35,000 yen |
| | Summer Clothes | about 15,000 yen |
| • Boy's Uniform | Winter Clothes | about 35,000 yen |
| | Summer Clothes | about 10,000 yen |

You should buy winter clothes before the enrollment.
You should buy summer clothes after the enrollment.

② Things You Need for School

※You can buy them at school before the entrance ceremony on a specific day (in early March).

- | | | |
|---------------|---------------------------------|-------------------------------------|
| • Bag | School Bag (Day Bag) | about 4,000 yen |
| | Second Bag | about 3,500 yen |
| • Gym Uniform | Summer T-shirt | about 2,600 yen |
| | Half Pants | about 2,600 yen |
| | Long sleeve UV protection shirt | about 3,000 yen |
| | Training suit | about 10,000 yen |
| | Training Cap | about 500 yen |
| | Gym Shoes | about 3,000 yen |
| • Others | Indoor Slippers | about 1,500 yen |
| | Art Design Set | about 3,500 yen |
| | Alto Recorder | about 3,500 yen |
| • Bike | Rain Cover for Bike | about 5,500 yen (if you use a bike) |
| | Helmet | about 3,500 yen |

You can buy swimming suits after the enrollment.
(About 4,000yen)

※ You may be able to buy recycled things listed in ①, ②. Please ask your school.

③ Monthly Payment ※mostly withdrawal from a bank account.

- Fees for PTA, teaching materials, milk, juice, and others … about 6,000–9,000 yen per month.
- Though they vary from grade to grade, extra money should be paid to deposit for a school trip and a graduation album.

④ For Club Activities

- For club activities, each group needs to buy tools and uniforms.
- A fee per month is different for each group. Some groups charge the money for games, expeditions, and training camps.

Money required before entering a private high school

- Admission fee after the announcement of the results of the entrance exams (nonrefundable even if your child has decided not to enter the school). …about 10,000 yen
- The cost you have to pay when your child has decided to enter the school (enrollment fee). …about 100,000 yen.







4. After School & Holidays

Follow the rules below when children go out with their family or friends after school or on holidays. These are Saga City regulations for the safety of children.

(1) Going Out

- Children should tell their family “where and with whom they are going, what they are going to do, and when they are going to come home .”
- Children must go home by 6 pm when they go out without parents.
- Children must not go out without adults at night. They can go out at night if accompanied by adults.
- Children must not have a sleepover at their friend’s house without parents.
- Carry the student ID of a private school “*juku*” when they go there.

(2) Places to Go or not to Go

 Junior-high students can go to -	Place	Saga City Public Facilities (libraries, Youth Center, etc.), Movie Theater Saga City Public Swimming Pool ★ Wearing school uniform is desirable. 
 Only if accompanied by adults, junior-high students can go to -	Place	Bowling Alley, Batting Center, Golf Course, Concert, Camp 
 Junior-high students must not go to -	Place	Amusement Arcade, Pachinko Parlor, Pool Hall, Karaoke, Manga Cafe Internet Cafe 
	Playing	<ul style="list-style-type: none"> • Playing with dangerous toys (e.g. air gun). • Playing roller skate, skate board, or kick board, in a dangerous place (e.g. on a road). • Using dangerous inflammable materials (firecracker, rocket fireworks, air gun, etc.). • Swimming in a river or a creek

(3) Electronic Devices (Cell Phone, Personal Computer, etc.)

- Junior-high school students must not use cell phones.
- Even if students have to use a computer, make sure not to use it for a long time. Adults should watch them when they use them.
- Avoid malicious Internet sites in order not to get into trouble.
- Don't upload pictures or videos of other people.



※ You may be arrested by the police, if you write malicious comments on the Internet sites or make unlawful uploads.

(4) When Riding a Bike

There are many traffic accidents in Saga. Follow the rules for riding a bike.

- Use general roads where there is no bike lane.
 - Ride a bike on the left-hand side of the road.
 - Pedestrians have priority on sidewalks.
- Walk your bike when there are many people walking.
- Put on a helmet.



- Turn on the light of the bike when it gets dark.
- Use a designated area and lock the key when parking a bike.



- When riding a bike, do not:

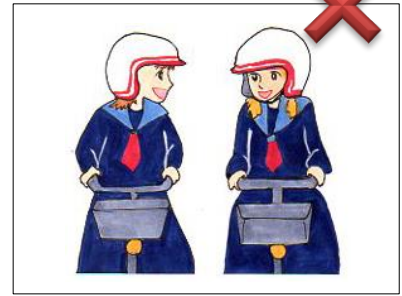
ride without using hand



ride double



ride side by side



ride with an umbrella



use earphones



use a cell phone



※ Parents have to compensate for the loss of an accident caused by the children riding a bike. There were cases in which a compensation amounted to tens of millions yen.

(5) For Children's Safety

- When spoken to by a suspicious person,
 - ① don't talk with him/her.
 - ② move away from him/her.
 - ③ call the police or the school.
- Tell others anyone's private information (address, phone number, etc.)
- Take a note of the car number, color, or shape of the car when your child is injured by the driver !

Call 110 immediately when
your child involved in a trouble
or an accident!

(6) Others

① Volunteer Japanese Lesson

Saga Prefecture has Volunteer Japanese Lessons for adults and children who cannot understand Japanese very well.

※ For more information, call
Saga Prefecture International Relations Association (0952-25-7921).

② “さが♡ わーるどりんぐ”

(Saga Prefecture Support Project for International Children)

- This is a group for international children to get together and have fun.
- An event is held about three times a year (in spring, summer, winter).
You and your children usually enjoy viewing cherry blossoms or having a party.
- It is mainly held at Saga University. College students also join the event.

※ Detail is available at <https://sites.google.com/site/worldringsaga/>



Appendix

Words frequently used in paperwork (Japanese- English)

Japanese	English	Your Language
katei - chōsahyō 家庭 調査票／ jīdō - chosahyō 児童調査票	Family Background Questionnaire Child's Background Questionnaire	
katei - renraku-kādo 家庭連絡カード	Family Contact Card	
hoken - chōsahyō 保健調査票	Health History Questionnaire	
maruhi ③	Confidential	
kinyū - nen gappi 記入年月日	Date of Filling Out	
jīdō 児童	Child	
hogosha 保護者	Parents／Guardians(persons responsible for raising the child)	
seinen gappi 生年月日	Date of Birth	
nenrei sai 年齢 ・ ～才	Age ・ ～Years Old	
gen-jūsho 現住所	Present Address (Mailing Address)	
denwa denwa-bangō 電話 ／ 電話番号	Telephone No.	
kinkyūji - no -renrakusaki 緊急時の連絡先	Person's Name & Telephone NO. to Contact in Case of Emergency	
shimei namae 氏名 ／ 名前	Name	
seibetsu otoko on' na 性別 ／ 男・女	Sex ／ Male ・ Female	
jīdō - tono - kankei 児童との関係	Your Relationship to the Child (ex.父 Father [子 Child])	
zokugara 続柄	Family Relationship (ex.父 Father , 妹 Younger Sister)	
hon' nin 本人	Child himself / herself	
chichi haha ryōshin 父・母・両親	Father ・ Mother ・ Parents	
gakkō-eno - kibō yōbō 学校への希望／要望	Requests to School	
bokoku 母国	Home Country	
rainichi-gappi 来日月日	Date of Arrival in Japan	

ten' nyū-mae-no-keireki 転入前の経歴	Educational Background before Entering This School	
kikoku - yotei 帰国予定	Expected Date of Returning to The Home Country	
hoken hoken 保険 ・ 保健	Insurance ・ Health	
hoken-shō 保険証	Health Insurance Card	
inkan 印鑑	Seal	
tsūchō 通帳	Bankbook	
ginkō-furikomi 銀行振込	Bank Transfer	
kyūshoku-hi 給食費	The Charge for School Lunch	
shūgaku-shien 就学援助	School Expense Subsidy	
gakushū-reki 学習歴	Educational Background	
shumi tokugi 趣味 ・ 特技	Hobbies ・ Special Skills	
chōsho tancho 長所 ・ 短所	Strengths ・ Weaknesses	
maru-de-kakomu ○で囲む	Encircle	
kojin-jōhō - no - toriatsukai 個人情報取り扱い	Use of Personal Information	

◆ This questionnaire is only used for emergency, and will not be used for other purposes.

20_ _ HOUSEHOLD QUESTIONNAIRE

○○ Junior High School

grade class

① Children	Hiragana		Male Female	Birthday	
	Name			/	/
	Present address				town
② Parent	Hiragana				Relationship
	Name				
	Present address	※Please fill in if the parent's address is different from the student's.			
③ Family members (including the student)	Relationship	Name	Age	Name of Employment / School / Grade and Class	
	1				
	2				
	3				
	4				
	5				
	6				
	7				
	8				
④ Contact address	Landline phone number				
	※Write two or more numbers of your cell phones, including the one of your work places.				
	for Emergency	Priority	Name (ex. father's name, or name of mother's work place)	Phone number	
		1			
		2			
3					
⑤ Activity outside school	※Please fill in if the student goes to any private school, juku, or club activity	Private school or Club activity	Day	Time	Place

⑥Special Requests or Help

※about study, school life, health etc.

⑦Map ※ Draw Map A. It will be used when the teacher visits your home. Please draw Map B if necessary.

Both Map A and B would be helpful.

○Draw a map including some landmarks, shops or signs, and trace your child's route to school in red line.

○Point out some park places near your home if possible.

○If your home is far from the school, you can omit the map partially.

Map A: From your home to the school

Map B: If your child should go somewhere other than your house, please draw Map B

※exclude the after school care

Name of the head of household Relationship ()	Address	Phone number

Important Words about Health (Japanese- English)

Japanese	English	Your Language
shippei byōki ijō 疾病 / 病氣 / 異常	Diseases	
ka ka ri tsu ke no- byōin かかりつけの病院	Child's Regular Hospital	
ima ma de ni ka ka tta byōki ki ō sho 今までにかかった病氣 / 既往症	Past Illnesses	
ima ka ka tte iru byōki 今かかっている病氣	Current Illnesses	
ke ga ke ga no na mae けが・けがの 名前	Injuries • Names of Injuries	
u ke ta shujutsu shujutsu no namae 受けた手術・手術の 名前	Past Surgeries • Names of Surgeries	
shusseki teishi shukkō teishi 出席停止 / 出校停止	Suspension of Attendance at School	
Kansen-shō 感染症	Infectious Diseases	
i n f u r u e n z a インフルエンザ	Influenza	
mashin ha shi ka 麻疹 (はしか)	Measles	
fūshin mikka ba shi ka 風疹 (三日ばしか)	Rubella (three-day measles)	
suitō mi zu bō sō 水痘 (みずぼうそう)	Chicken Pox	
ryū kōsei - ji ka sen` -en o ta fu ku kaze 流行性耳下腺炎 (おたふくかぜ)	Mumps	
Intō - ketsumaku-netsu pūru netsu 咽頭結膜熱 (プール熱)	Pharyngoconjunctival Fever (= PCF) (Pool Fever)	
hyakunichi-zeki 百日咳	Pertussis	
kekaku 結核	Tuberculosis (= TB)	
zuimakuen kinsei- zuimaku-en 髄膜炎菌性髄膜炎	Meningococcal Meningitis	
zinzō-byō kanzō-byō shinzō-byō 腎臓病・肝臓病・心臓病	Kidney disease • Liver disease • Heart disease	
tō nyō-byō 糖尿病	Diabetes	
zen` soku 喘息	Asthma	
bōkō -en jin` u - en 膀胱炎 ・ 腎盂炎	Bladder Infection • Pyelitis	

yō ren kin kansen-shō 溶連菌 感染症	Croup A Beta-Hemolytic Streptococcus Infection (= GABHS)	
ke i re n けいれん	Seizure	
seki tan 咳 ・ 痰	Cough ・ Phlegm	
ta chi ku ra mi me ma i たちくらみ／めまい	Dizziness	
shokumotsu - arerug ī 食物アレルギー	Food Allergy	
kusuri - arerug ī 薬アレルギー	Allergy to Medicine	
yobō - sesshu 予防接種	Inoculation	
tsu be ru ku ri n - han' nō-kensa ツベルクリン反応検査 ilnsei gi yō sei yō sei ①陰性 ②擬陽性 ③陽性	Tuberculosis Test ①Negative ②Uncertain ③Positive	
sesshu BCG接種 u ke ta u ke te i nai ①受けた ②受けていない	BCG Injection ①Inoculated ②Not inoculated	
karada no yōsu kenkō-do 身体の様子／健康度 ken kō karada ga yowai ①健康 ②体 が 弱い	Health Condition ①Healthy ②Weak	
shoku' yoku 食 欲	Appetite	
ta be mono no su ki kira i 食べ物 の 好き嫌い	Likes or Dislikes of Food	
shukyō-jō-no-riyū de 宗教上の理由で ta be ra re nai shokuhin 食べられない食品	Religiously Forbidden Foods	

CONFIDENTIAL HEALTH QUESTIONNAIRE

This questionnaire will be important information for the school to know about your child's health condition and to do the health care for your child. We will use this questionnaire for 3 years, so please keep it safe.

Please add necessary information every April.

Hiragana Name				Year	H	R	R
Birthday		/ /		Grade	1	2	3
Parent's name							
Present address	TEL			Class			
	TEL			Your family doctor			
	TEL			Surgery			
Contact address for emergency (must fill in)				Internal medicine			
Name		Contact address					
Name Relationship()		Contact address TEL		Other			
Name Relationship()		Contact address TEL					
Name Relationship()		Contact address TEL		Other			
Name Relationship()		Contact address TEL					
Type of your insurance policy				•National Insurance •Social Insurance •Seamen's Insurance •Other ()			

1) Please circle your child's allergies.

•Asthma (House dust ▪ Pollen ▪ Other _____)

•Food allergy (Eggs ▪ Milk ▪ other _____)

•Allergy to medicine for external use(_____)

•Allergy to oral medicine (_____)

•Sick school syndrome•Chemical sensitivity (_____)

2) Please circle the diseases your child had previously, or against which he/she has been vaccinated. Please write the age when he/she had it in the parentheses.

•Heart disease ()	•TB ()	•Rheumatic fever ()
•Liver trouble ()		
•Kidney disease ()	•Kawasaki disease ()	
•Convulsions () (-taking medical exams	•taking medicine)	
•Operation()	•Measles ()	•Rubella ()
•Chicken Pox ()	•Mumps ()	•other() ()

3) About the healthy conditions and symptoms of your child, please check the appropriate box.

Grade		1	2	3	Medical Things to be Taken Care of (appendicular moves, color blindness, hearing disability, etc)
Symptom					
Internal medicine	frequent stomachaches				1 st grade
	frequent headaches				
	difficulty in waking up				
	frequent cerebral anemia				
	palpitation, breathlessness				
	chest pain after sport				
	atopic dermatitis				2 nd grade
	asthma				
ENT					
	frequent bloody nose				3 rd grade
	frequent stuffy nose				
	hearing disability				
	treating middle ear infection now				
	allergic rhinitis				
Ophthalmic	frequent eye mucus				
	difficulty in seeing the letters on the blackboard				
	farsighted eyes needed to take regular medical exams				

絵カード

① Junior High School Calendar 2



② Junior High School Calendar 2



9



10



11



12



13



14






15


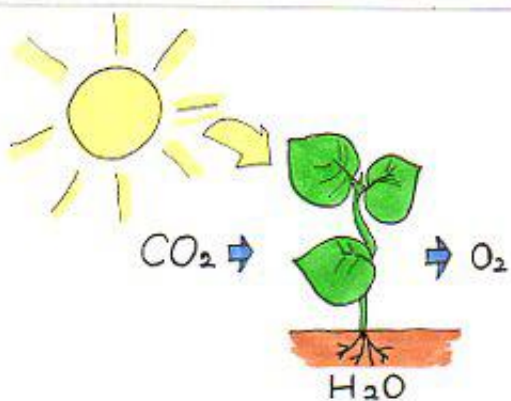
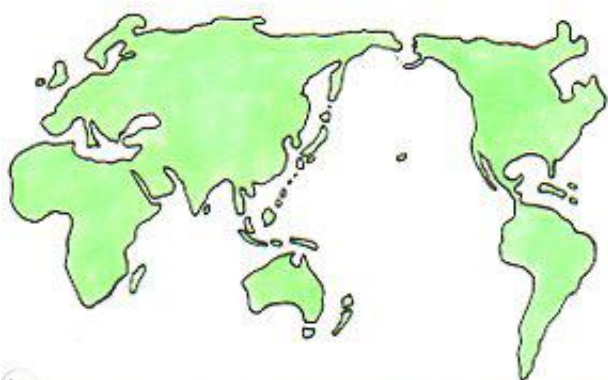


16

③ School Life Daily Time Schedule



④ School Life Subjects



⑤ School Life Belongings 3



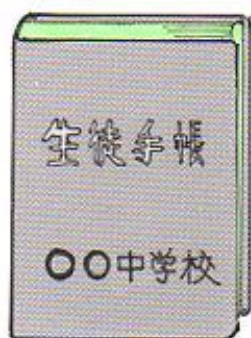
34



35



36



37



38


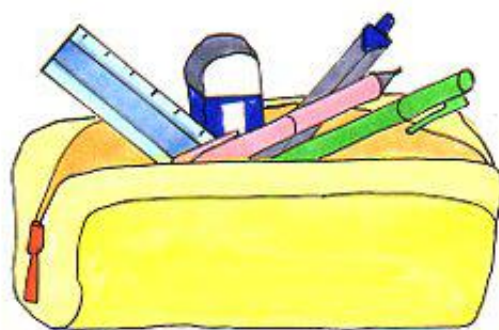


39

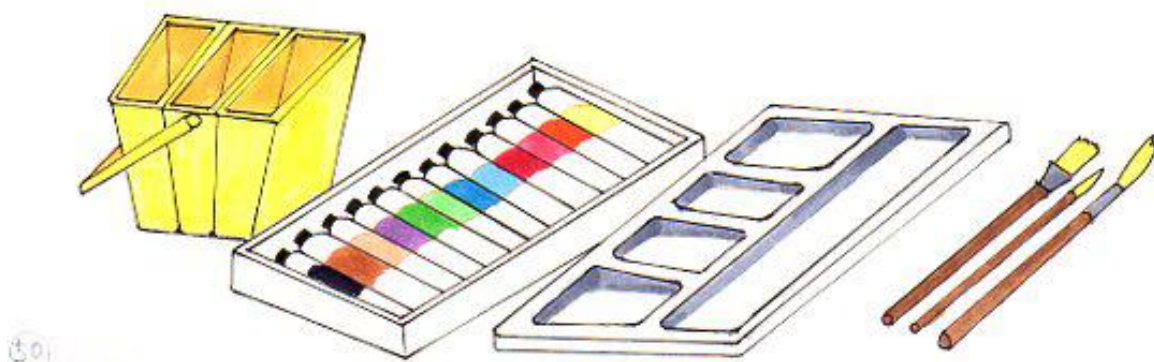
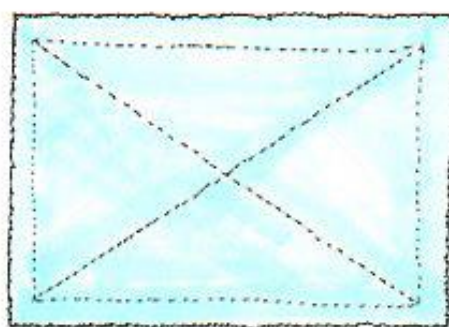
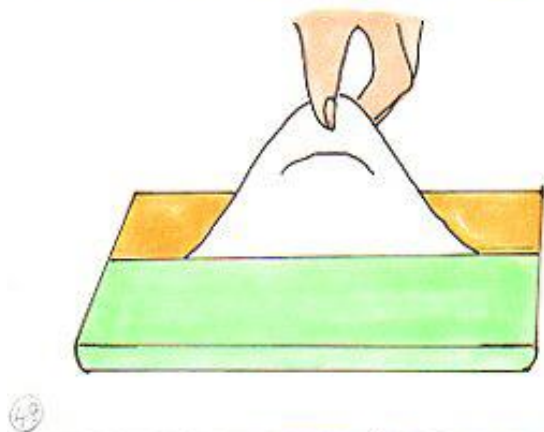

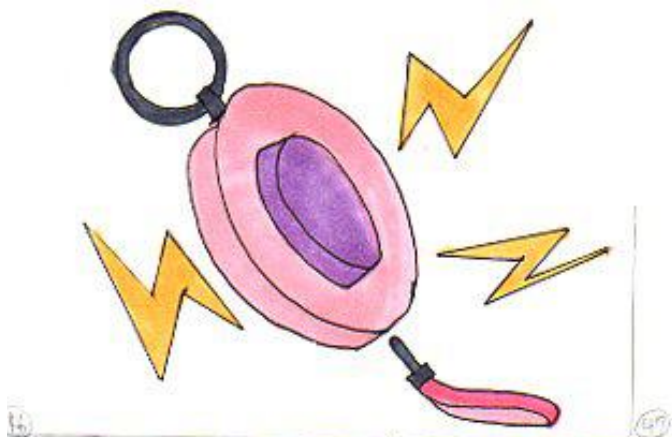


40


⑥ School Life Belongings 2




⑦ School Life Belongings 3



⑧ After school & Holiday



⑨ School Uniform



Editor-in-Chief

HAYASE Ikuko

Writers (in Japanese alphabetical order)

IDE Yuzura

KONDO Keiko

TUJIMURA Kuniko

FURUKAWA Yoko

YOSHIHARA Chiemi

Illustrator

YOSHIHAWA Chiemi

Translators

HAYASE Sho

This guidebook is published as part of
The Japanese Language Education Program for “Foreigners Living in Japan” (fiscal year 2018)
sponsored by the Agency for Cultural Affairs, Government of Japan.

March 20, 2019



Publisher: *Citizens from Abroad to Saga, Teaching Assistant NETWORKs* “*CASTANETs*”

Cooperation:

Saga Prefecture Board of Education
Saga Municipal Board of Education
Saga Prefecture International Relations Association
Saga City International Relations Association
Saga Municipal Seisho Junior High School
Saga Municipal Nabeshima Junior High School

Printing : Soejima Printing Co., Ltd.



Saga Guidebook
-For Junior High School Students-